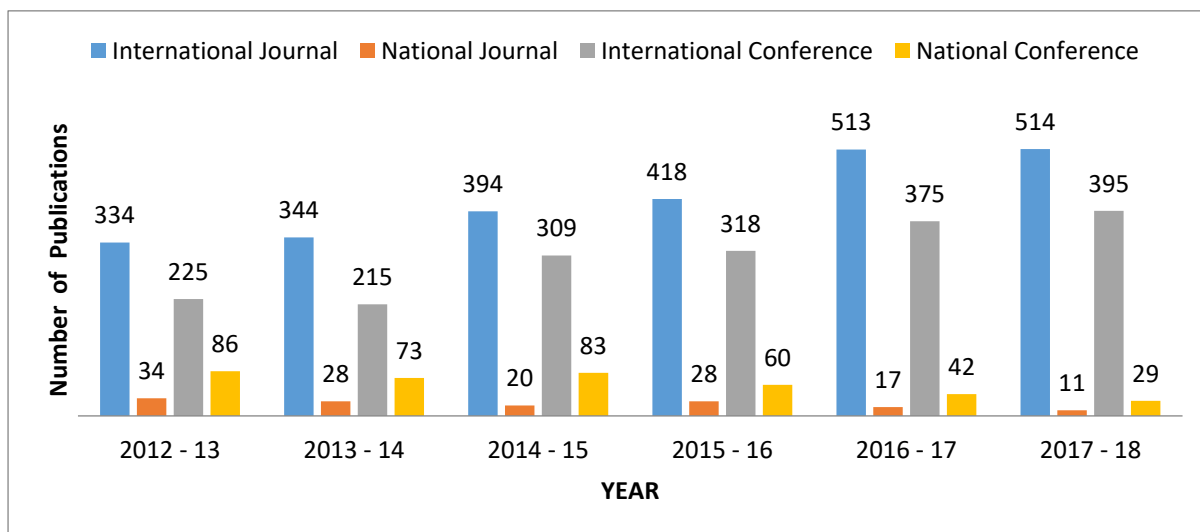
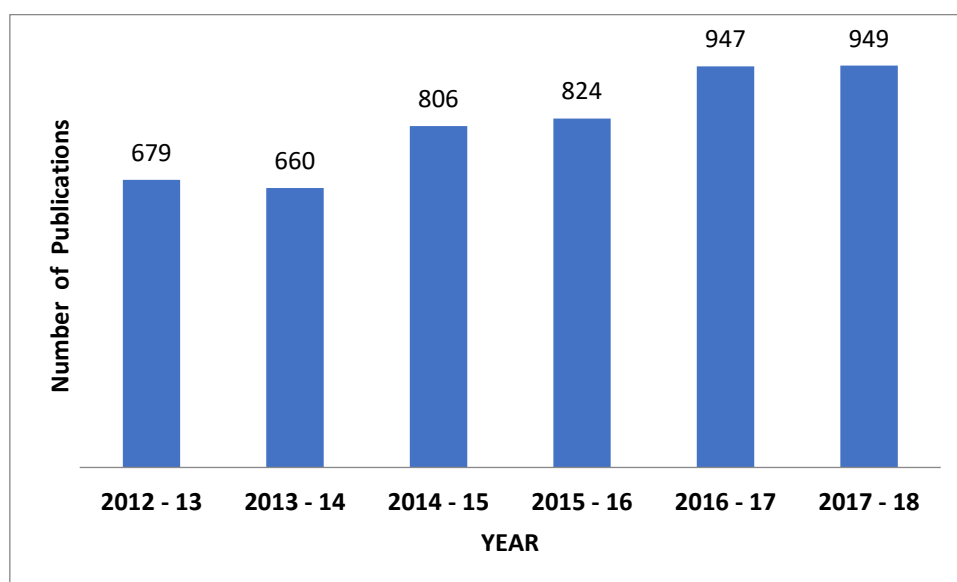


Institution-wise and discipline-wise Publications

Publication at a glance (category wise)



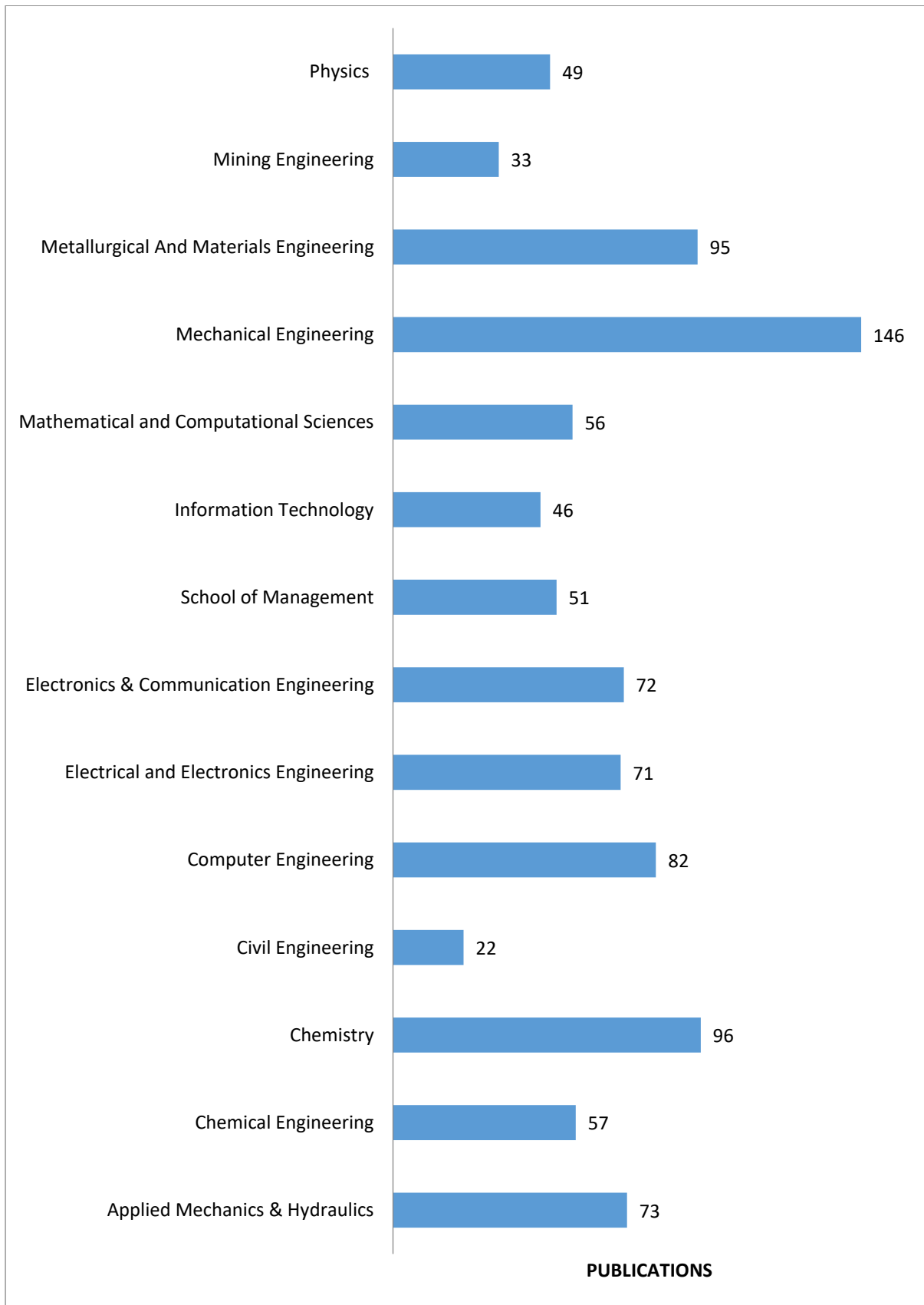
Publication at a glance (Year Wise)



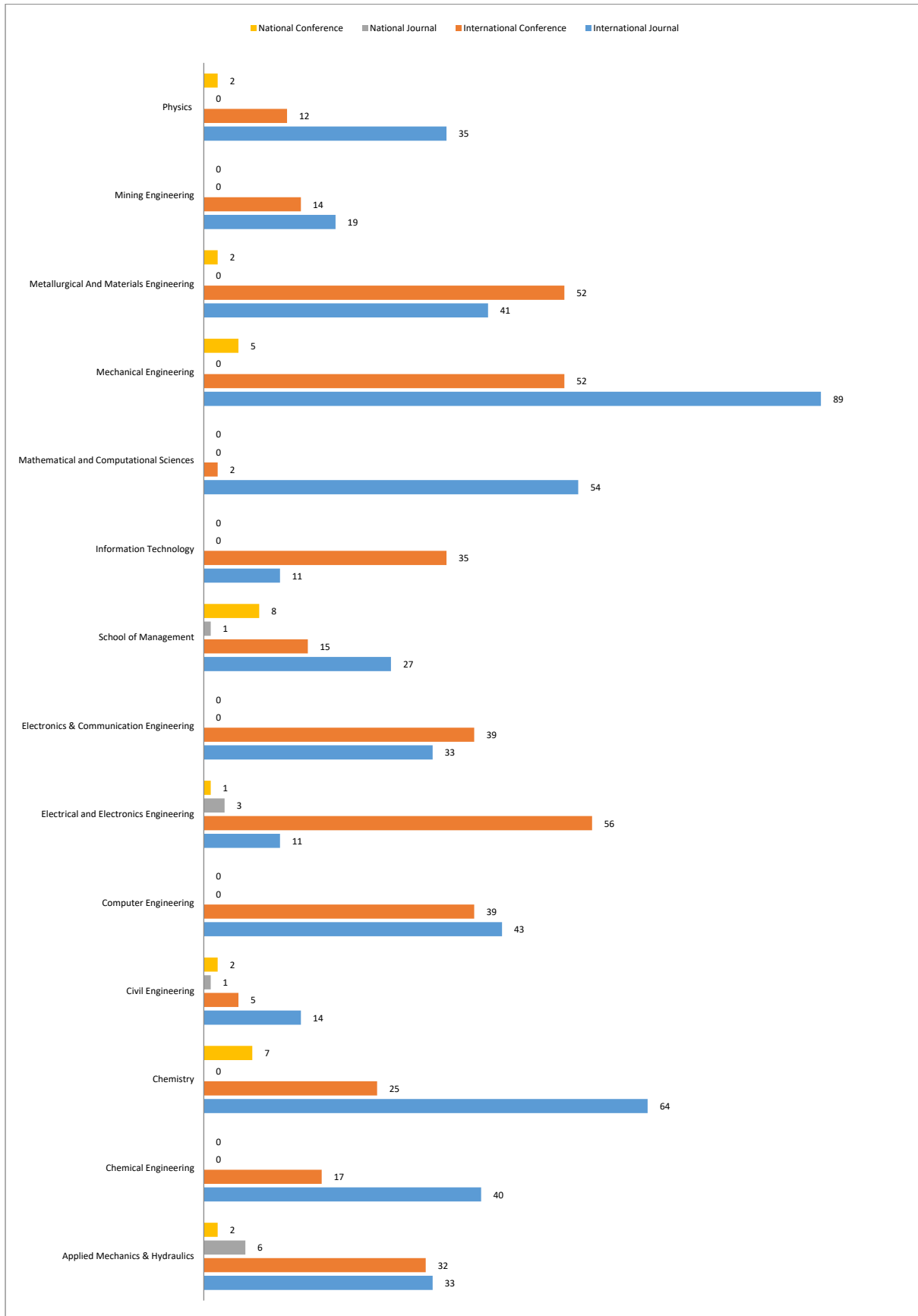
Publication at a glance (Year Wise)

Sl. No.	Year	PUBLICATIONS				Total
		International Journal	National Journal	International Conference	National Conference	
1	2017-18	514	11	395	29	949
1	2016-17	513	17	375	42	947
2	2015-16	418	28	318	60	824
3	2014-15	394	20	309	83	806
4	2013-14	344	28	215	73	660
5	2012-13	334	34	225	86	679
Total		2517	138	1837	373	4865

Publication at a glance 2017-2018 (Department wise)



Publication at a glance 2017-2018 (Category wise)



Publication at a glance 2017-2018

Sl. No.	DEPARTMENT	PUBLICATIONS				Total
		International Journal	International Conference	National Journal	National Conference	
1	Applied Mechanics & Hydraulics	33	32	6	2	73
2.	Chemical Engineering	40	17	0	0	57
3.	Chemistry	64	25	0	7	96
4.	Civil Engineering	14	5	1	2	22
5.	Computer Engineering	43	39	0	0	82
6.	Electrical and Electronics Engineering	11	56	3	1	71
7.	Electronics & Communication Engineering	33	39	0	0	72
8.	School of Management	27	15	1	8	51
9.	Information Technology	11	35	0	0	46
10.	Mathematical and Computational Sciences	54	2	0	0	56
11.	Mechanical Engineering	89	52	0	5	146
12.	Metallurgical And Materials Engineering	41	52	0	2	95
13.	Mining Engineering	19	14	0	0	33
14.	Physics	35	12	0	2	49
	Total	514	395	11	29	949